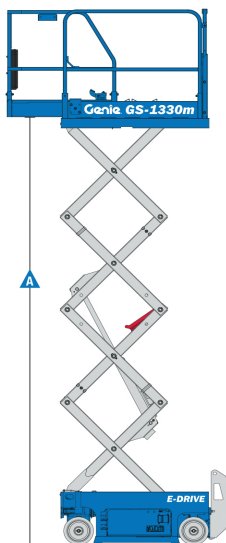
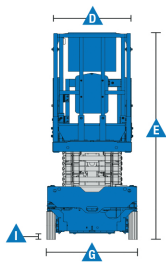
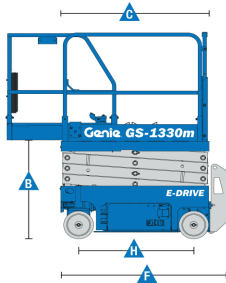


Self-Propelled Scissor Lifts

GS™ -1330m

Specifications



| Models | GS™-1330m |
|-----------------------------------|-----------|
| Measurements | |
| Metric | |
| Working height maximum, indoor* | 5.90 m |
| Working height maximum, outdoor* | 5.03 m |
| ▲ Platform height maximum, indoor | 3.90 m |
| Platform height maximum, outdoor | 3.03 m |
| ▲ Platform height - stowed | 0.90 m |
| ▲ Platform length - outside | 1.26 m |
| extended | 1.72 m |
| Slide-out platform extension deck | 0.46 m |
| ▲ Platform width - outside | 0.67 m |
| Guardrail height | 1.10 m |
| Toeboard height | 0.15 m |
| ▲ Height - stowed: fixed rails | 2.02 m |
| folding rails | 2.02 m |
| rails lowered | 1.68 m |
| ▲ Length - stowed | 1.41 m |
| - stowed extended | 1.87 m |
| ▲ Width | 0.78 m |
| ▲ Wheelbase | 0.98 m |
| ▲ Ground clearance - centre | 6 cm |
| - with pothole guards deployed | 2 cm |

Productivity

| | |
|---|---------------------------|
| Max platform occupancy (indoor/outdoor)** | 2/1 |
| Lift capacity | 227 kg |
| Lift capacity - extension deck | 91 kg |
| Drive height | Full height |
| Drive speed - stowed | 4.0 km/h |
| Drive speed - raised | 0.8 km/h |
| Gradeability - stowed*** | 25%/14° |
| Turning radius - inside | 40 cm |
| Turning radius - outside | 1.55 m |
| Raise/lower speed | 20 / 24 sec |
| Controls | Proportional |
| Drive | dual rear wheel, electric |
| Brakes | dual rear wheel, electric |
| Tyres solid non-marking | 25.4 x 7.62 cm |

Power

| | |
|---------------------------|------------------------------------|
| Power source | 24 V DC (two 12 V 85 Ah batteries) |
| Hydraulic system capacity | 5.6 L |

Weight****

885 kg

Standards Compliance

EU Directives:2006/42/EC - Machinery
(harmonized standard EN 280
2013+A1:2015); 2004/108/EC (EMC);
2006/95/EC (LVD)

* The metric equivalent of working height adds 2 m to platform height. U.S. adds 6 ft to platform height.

** Indoor use only for the GS-1330m

*** Gradeability applies to driving on slopes, see Operator's Manual for details regarding slope ratings.

**** Weight will vary depending on options and/or country standards.